

## SkyLine ProS

### Natural Gas Combi Oven 16 trays, 400x600mm Bakery

ITEM # \_\_\_\_\_

MODEL # \_\_\_\_\_

NAME # \_\_\_\_\_

SIS # \_\_\_\_\_

AIA # \_\_\_\_\_


**237534 (ECOE20IK2GB)**

SkyLine ProS Combi  
 Boilerless Oven with touch  
 screen control, 16  
 400x600mm, gas, 2 cooking  
 modes (recipe program,  
 manual), automatic  
 cleaning, for bakery/pastry,  
 pitch 80mm

### Short Form Specification

#### Item No. \_\_\_\_\_

Combi oven with high resolution full touch screen interface, multilanguage.

- Boilerless steaming function to add and retain moisture.
- OptiFlow air distribution system to achieve maximum performance with 7 fan speed levels.
- SkyClean: Automatic and built-in self cleaning system. 5 automatic cycles (soft, medium, strong, extra strong, rinse-only) and green functions to save energy, water, detergent and rinse aid.
- Cooking modes: Programs (a maximum of 1000 recipes can be stored and organized in 16 different categories); Manual; EcoDelta cooking cycle.
- Special functions: MultiTimer cooking, Plan-n-Save to cut running costs, Make-it-Mine to customize interface, SkyHub to customize homepage, agenda MyPlanner, automatic backup mode to avoid downtime.
- USB port to download HACCP data, programs and settings. Connectivity ready.
- Single sensor core temperature probe.
- Double-glass door with LED lights.
- Stainless steel construction throughout.
- Supplied with n.1 pastry tray rack 400x600 mm, 80 mm pitch.

### Main Features

- Boilerless steaming function to add and retain moisture for high quality, consistent cooking results.
- Dry hot convection cycle (max 300 °C) ideal for low humidity cooking. Automatic moistener (11 settings) for boiler-less steam generation.
- EcoDelta cooking: cooking with food probe maintaining preset temperature difference between the core of the food and the cooking chamber.
- Programs mode: a maximum of 1000 recipes can be stored in the oven's memory, to recreate the exact same recipe at any time. The recipes can be group in 16 different categories to better organize the menu. 16-step cooking programs also available.
- MultiTimer function to manage up to 20 different cooking cycles at the same time, improving flexibility and ensuring excellent cooking results. Can be saved up to 200 MultiTimer programs.
- Fan with 7 speed levels from 300 to 1500 RPM and reverse rotation for optimal evenness. Fan stops in less than 5 seconds when door is opened.
- Single sensor core temperature probe included.
- Automatic fast cool down and pre-heat function.
- Different chemical options available: solid (phosphate-free), liquid (requires optional accessory).
- GreaseOut: predisposed for integrated grease drain and collection for safer operation (dedicated base as optional accessory).
- Back-up mode with self-diagnosis is automatically activated if a failure occurs to avoid downtime.
- Capacity: 16 GN 1/1 400x600mm trays.
- OptiFlow air distribution system to achieve maximum performance in chilling/heating evenness and temperature control thanks to a special design of the chamber.

### Construction

- Double thermo-glazed door with open frame construction, for cool outside door panel. Swing hinged easy-release inner glass on door for easy cleaning.
- Hygienic internal chamber with all rounded corners for easy cleaning.
- 304 AISI stainless steel construction throughout.
- Front access to control board for easy service.
- IPX 5 spray water protection certification for easy cleaning.
- Integrated door shield to avoid steam and heat dispersion from the door, when the roll-in rack is not used.
- Supplied with n.1 pastry tray rack 400x600 mm, 80 mm pitch.

### User Interface & Data Management

- High resolution full touch screen interface (translated in more than 30 languages) - color-blind friendly panel.
- Pictures upload for full customization of cooking cycles.
- Make-it-mine feature to allow full personalization or locking of the user interface.

**APPROVAL:** \_\_\_\_\_

- SkyHub lets the user group the favorite functions in the homepage for immediate access.
- MyPlanner works as an agenda where the user can plan the daily work and receive personalized alerts for each task.
- USB port to download HACCP data, share cooking programs and configurations. USB port also allows to plug-in sous-vide probe (optional accessory).
- Connectivity ready for real time access to connected appliances from remote and HACCP monitoring (requires optional accessory).
- Trainings and guidances supporting materials easily accessible by scanning QR-Code with any mobile device.
- Automatic consumption visualization at the end of the cycle.

### Sustainability



- Human centered design with 4-star certification for ergonomics and usability.
- Wing-shaped handle with ergonomic design and hands-free opening with the elbow, making managing trays simpler. Protected by registered design (EM003143551 and related family).
- Reduced powerfunction for customized slow cooking cycles.
- Plan-n-Save function organizes the cooking sequence of the chosen cycles optimizing the work in the kitchen from a time and energy efficiency point of view.

### Included Accessories

- 1 of Bakery/pastry trolley with rack holding 600x400mm grids for 20 GN 1/1 oven and blast chiller freezer, 80mm pitch (16 runners) PNC 922761

### Optional Accessories

- Connectivity router (WiFi and LAN) PNC 922435 ☐

### Recommended Detergents

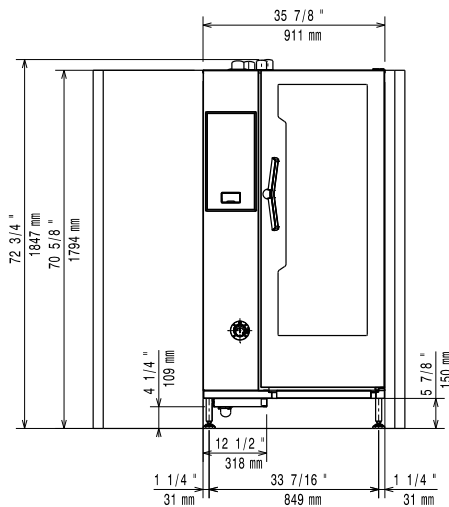
- C25 Rinse & Descale Tabs, phosphate-free, phosphorous-free, maleic acid-free, 50 tabs bucket PNC 0S2394 ☐
- C22 Cleaning Tabs, phosphate-free, phosphorous-free, 100 bags bucket PNC 0S2395 ☐



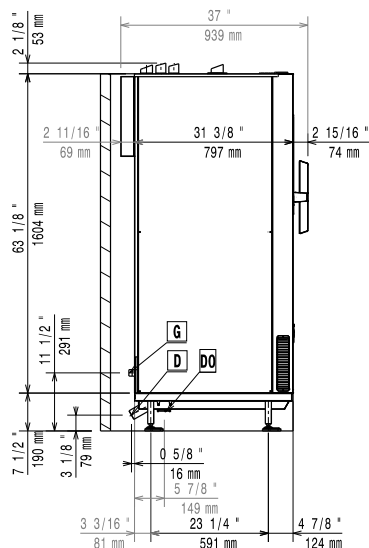
**Electrolux**  
PROFESSIONAL

## SkyLine ProS Natural Gas Combi Oven 16 trays, 400x600mm Bakery

Front



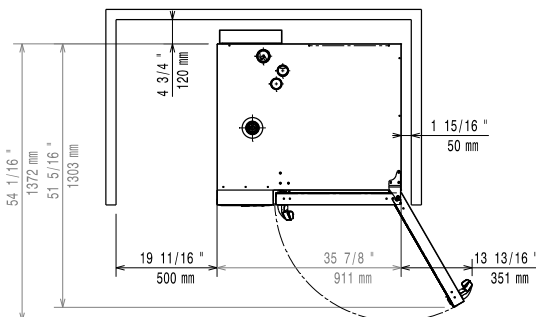
Side



CW11 = Cold Water inlet 1 (cleaning)  
CW12 = Cold Water Inlet 2 (steam generator)  
D = Drain  
DO = Overflow drain pipe

EI = Electrical inlet (power)  
G = Gas connection

Top



### Electric

Default power corresponds to factory test conditions. When supply voltage is declared as a range the test is performed at the average value. According to the country, the installed power may vary within the range.

#### Circuit breaker required

Supply voltage: 220-240 V/1 ph/50 Hz  
Electrical power, max: 1.8 kW  
Electrical power, default: 1.8 kW

### Gas

Total thermal load: 143178 BTU (42 kW)  
Gas Power: 42 kW  
Standard gas delivery: Natural Gas G20  
ISO 7/1 gas connection diameter: 1" MNPT

### Water:

Inlet water temperature, max: 30 °C  
Inlet water pipe size (CW11, CW12): 3/4"  
Pressure, min-max: 1-6 bar  
Chlorides: <10 ppm  
Conductivity: >50 µS/cm  
Drain "D": 50mm  
Electrolux Professional recommends the use of treated water, based on testing of specific water conditions. Please refer to user manual for detailed water quality information.

### Installation:

Clearance: 5 cm rear and right hand sides.  
Suggested clearance for service access: 50 cm left hand side.

### Capacity:

Trays type: 16 (400x600 mm)  
Max load capacity: 100 kg

### Key Information:

Door hinges: Right Side  
External dimensions, Width: 911 mm  
External dimensions, Depth: 864 mm  
External dimensions, Height: 1794 mm  
Weight: 281 kg  
Net weight: 281 kg  
Shipping weight: 314 kg  
Shipping volume: 1.83 m<sup>3</sup>

### ISO Certificates

ISO Standards: ISO 9001; ISO 14001; ISO 45001; ISO 50001



SkyLine ProS  
Natural Gas Combi Oven 16 trays, 400x600mm Bakery

The company reserves the right to make modifications to the products without prior notice. All information correct at time of printing.

2025.07.05